70×130 ve 60×120 BESIK KURULUM

ALT GRUP PARCALARI

ASAMA:1

ONCELIKLE NUMARAYA GORE ILERLEYELIM,MONTAJ YAPACAGIMIZ PARCA UZERINE BELIRTILEN APARATLARI TAKALIM. SONRA TOPLAYALIM.

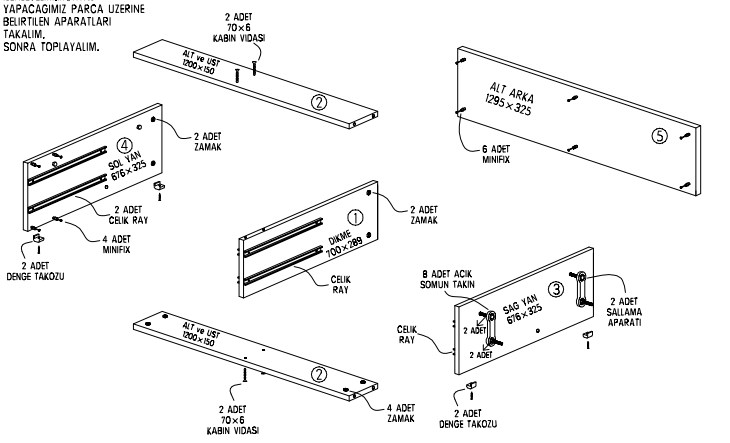

ASAMA:2

ALT GRUP TOPLANMIS HALI

BASLIK HAZIRLAMA BELIRTILEN APARATLARI YERLERINE TAKALIM. 2 BASLIKTA AYNI APARATLAR OLACAKTIR.

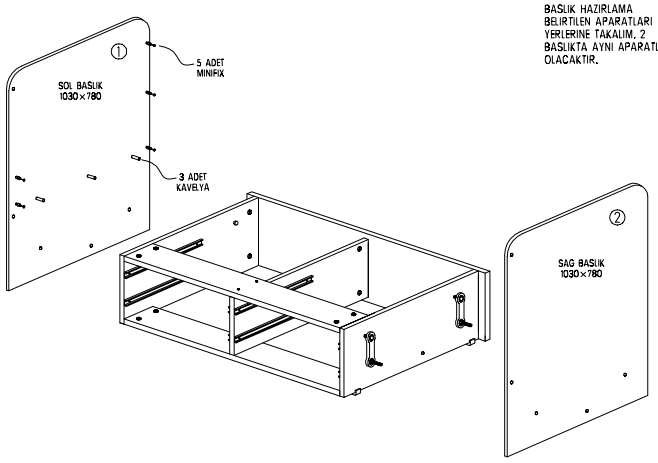

BASLIK MONTAJI

ASAMA:3

1 NOLU BASLIK TAKILDIKTAN SONRA 2 NOLU BASLIGI TAKALIM.NOT CIVATALARA 2 SER ACIK SOMUN TAKALIM AKSI TAKDIRDE BESIK SALLANMAZ. ASAMA 1 E BAKIN SALLAMA APARATI.

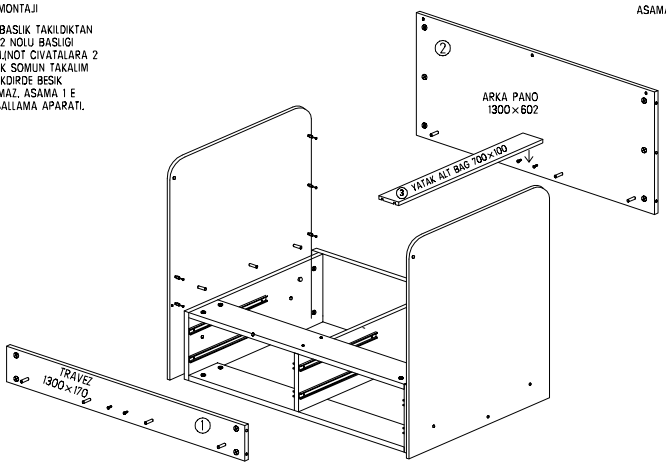

BASLIK MONTAJI

ASAMA:4

1 NOLU BASLIK TAKILDIKTAN SONRA 2 NOLU BASLIGI TAKALIM.NOT CIVATALARA 2 SER ACIK SOMUN TAKALIM AKSI TAKDIRDE BESIK SALLANMAZ. ASAMA 1 E BAKIN SALLAMA APARATI.

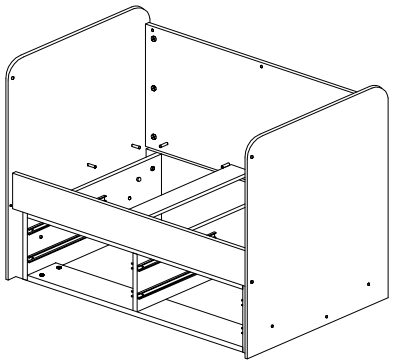

KORKULUK MONTAJI

ASAMA:5

ASANSOR CUBUK TUTUCULARINI TAKALIM .SONRADA CUBUKLARI TAKMIS OLDUGUMUZ PARCAYA VIDALAYALIM.VE KORRKULUGU MEVCUT DELIKLERINDEN CUBUK UZERINDEN TAKALIM SONRADA DIK KONUMA GETIRIP ALT KISIMINI ALT TUTUCU ILE BAGLAYALIM.

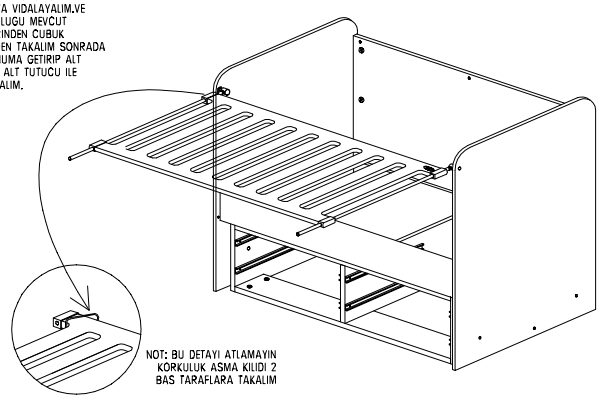

KORKULUK MONTAJI
YAPILMIS HALI

ASAMA:6

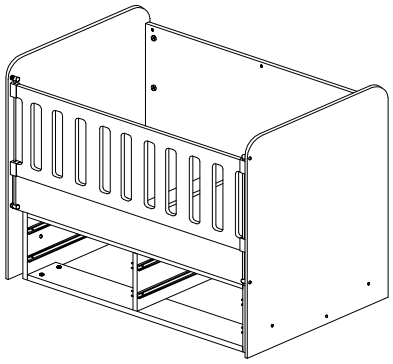

YATAK ALTI MONTAJI

ASAMA:7

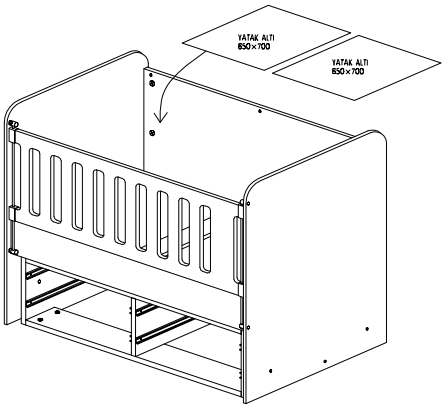

CEKMECE TOPLAMA ve YERINE MONTAJI

ASAMA:8

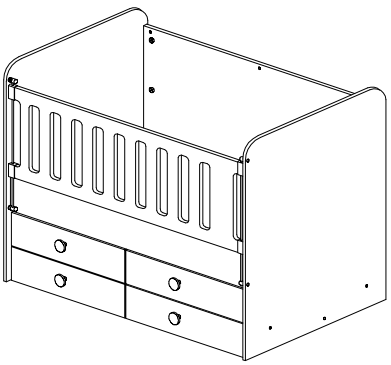

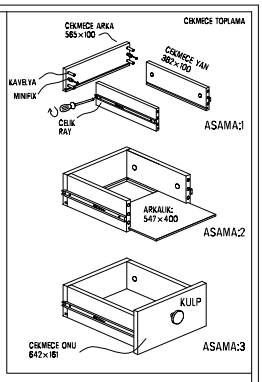

AYMINI IYI GUNLERDE KULLANMANIZI DILER